

## This half-term our theme will be Once Upon a Time

### Week 1: Humpty Dumpty

To kick start our unit about nursery rhymes and traditional tales, we will be reading 'Humpty Dumpty'. During this unit, we will be learning about materials and what they can be used for. Which material would be best to build a wall?

### Week 2: Jack and Jill

This week we will be reading 'Jack and Jill'. We will be learning to identify the events in a story, name the characters and talk about the beginning and end of the story.

### Week 3: Little Red Riding Hood

This week we will be learning about the story 'Little Red Riding Hood'. We will be thinking about the characters in the story and the decisions they make.

### Week 4: The Elves and the Shoemaker

This week we will start our DT unit to explore and make felt shoes. We will enjoy designing our shoes, exploring how to join fabric together and decorating them.

### Week 5: The Magic Porridge Pot

Exploring changing materials we will be the theme for this week. We will listen to the story and talk about the oats changed into porridge and then we will explore changing materials.

### Week 7: Jack and the Beanstalk

This week we will be listening to the story and talking about the characters. In geography we will enjoy creating simple maps for Jack.

## Literacy

We will continue our daily carpet sessions teaching the children how to be good listeners. Our focus for this half-term we be learning to recognise words with the same initial sound, matching rhyming words and clapping syllables in a word.

## Handwriting

We will continue with our daily funky fingers activities to develop the muscles in our hands. We will be learning to draw dots, straight lines, crosses, circles and waves.

## Oracy

**Physical:** To instigate or participate in a conversation with a familiar adult.

**Cognitive:** To begin to ask simple questions to have their needs met.

**Linguistic:** To communicate their likes and dislikes in a simple sentence (the start of stating an opinion)





**Linguistic:** Can start a simple conversation with a familiar adult or friend.

**Social and Emotional:** Take turns in a conversation with a peer.

## Storytime

Every day the children will enjoy story time with their teacher. Listening to stories helps young children to build an extensive vocabulary as well as learn to love books and reading. Each week your child will bring home a book of their choice. Please spend time sharing this book as well as other books you have at home.

# Spring Term 1 Once upon a time



## PSHE

This half-term we will be learning about belonging to a community and start our unit on media literacy and digital resilience.

We will learn about our class being our community and the importance of having class values and expectations. We will learn about having rules in different situations such as our classroom, the dining hall, the library, the park. We then think about right and wrong choices and why it is important to make the right choice. We will link this to how to be a good friend. In our second unit we will learn about different types of digital devices and talk about some of the games we play at home on them.

## Focus Nursery Rhymes

**Week 1:** Head, shoulders, knees and toes

**Week 2:** The Hockey Cokey

**Week 3:** Pat a Cake

**Week 4:** Rock a bye baby

**Week 5:** If your happy and you know it

**Week 6:** Revisit and Review

## Maths

We have daily Maths Meetings where we sing, 'Days of the week'. Each day we will say what the day and date is. We will also talk about the weather.

During our maths lessons we be learning to use our fingers to quickly show different quantities. We will be learning to recognise numerals to 5, put them in order and count up to 5 objects. We will be practising counting forwards and backwards to 5 and to build towers from 1 to 5 and put them in order. We will then be thinking about what groups have more than, fewer than or an equal amount. In shape, space and measure we will be learning about shapes with 4 sides such as squares and rectangles.

### How to help:

- Practise counting forwards and backwards to 5.
- Practise counting objects.
- Show the correct number of fingers when told a number.
- Look at and name different numbers to 5.

## Science – Materials and their properties

Exploring natural materials, how to change materials.

## Geography – My Local Area

Know that I live in Southend-on-Sea, know where Southend is on a map of the UK, talk about what I see when I walk around the school, create a simple map.

**RE – What stories are special and why?**

## Computing – Programming

## Art – Wassily Kandinsky

Learning about Wassily Kandinsky, drawing circles, drawing from observation and imagination to create a picture based on Wassily Kandinsky.

## DT – Textiles

Exploring shoes, design and make a felt shoe.

## Music - Singing

Joining in with songs and rhymes, adding actions to words.

## Physical Development – Locomotion

Learning to skip, run and stand on one leg confidently, using large muscle movements to wave flags, streamers and make marks on a vertical wall.

## How to help at home:

Visit your local library and borrow different fairy tale books to read at home. Talk about the characters and events in the stories. Encourage your child to draw pictures of the different characters in the story.

## UPCOMING EVENTS

### Outdoor Learning:

Week Beginning: 6<sup>th</sup> January 2025

Week Beginning: 27<sup>th</sup> January 2025

**Chinese New Year Celebrations:** Wednesday 29<sup>th</sup> January 2025