

This half-term our theme will be Once Upon a Time

Week 1 and 2: The Three Little Pigs

To kick start our unit on traditional tales, we will be reading 'The Three Little Pigs'. During this unit, we will be learning about materials and their properties as well as designing and making our own house for The Three Little Pigs. Which houses will survive the 'huffs and puffs' of the Big Bad Wolf!

Week 3: The Three Billy Goats Gruff

This week we will be reading 'The Three Billy Goats Gruff'. We will be learning about nouns and adjectives in English and using these to describe some of the characters in the book.

Week 4 and 5: Goldilocks and the Three Bears

During these two weeks we will be learning about the story 'Goldilocks and the Three Bears'. We will be thinking about the characters in the story and the decisions they make. But who ate the porridge?

Week 6: The Enormous Turnip

To finish our theme, we will be reading the book 'The Enormous Turnip'. We will be learning to retell this story using a story map to help us.

PSHE

This half-term we will be learning about belonging to a community. We will start the year by thinking about our class community and our classroom expectations so everyone can be happy, safe and learn. We then be learning about rules in different situations, such as the playground, the park and the library. Then we will learn about right from wrong and making the right choices in school. We will finish this unit by learning about how to be a good friend. For the last two weeks we will start our unit on media literacy and digital resilience, learning about digital technology and the internet and rules that can help keep us safe and healthy when using technology. Throughout the term we will be learning to show resilience and perseverance in the face of challenge, thinking about the perspective of others and working and playing cooperatively and taking turns with others.

Storytime

Every day the children will enjoy story time with their teacher. Listening to stories helps young children to build an extensive vocabulary as well as learn to love books and reading. Each week your child will bring home a library book of their choice. Please spend time sharing this book as well as other books you have at home.

Focus Nursery Rhymes

Week 1: Wind the Bobbin Up

Week 2: Rock a bye Baby

Week 3: Five Little Monkeys

Week 4: Twinkle Twinkle Little Star

Week 5: If you're happy and you know it

Week 6: Head, Shoulders, Knees and Toes

Literacy




We will continue to have their daily RWInc lessons. In Writing we will continue to teach the children to write their names accurately. We will be teaching the children to write simple dictated phrases and sentences using their Fred fingers to pinch the sounds in the words to spell them accurately. We will introduce capital letters and full stops to start and finish a sentence.

Handwriting

We will be reviewing the long-legged giraffe letters and one-armed robot letters. We will then move onto the curly caterpillar letters: c, a, d, o, s, g, q, e, f



Spring Term 1 Once Upon a Time

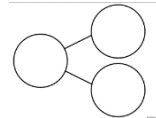


Maths

This half-term we will be learning to recognise and order numbers to 5 and match numbers to quantities. We will be finding different ways to make 5 and arranging 5 in the part-whole model.

We will then be learning about 6 and 7, knowing that 6 is made of 5 and 1 and 7 is made of 5 and 2.

We will be consolidating our understanding more than and fewer than, using this vocabulary to describe groups of objects.



How to help:

- Continue to count forwards and backwards. Practise starting at different numbers e.g. 4
- Count toys at home by putting them in a line.
- Have a go at subitising a small group of objects. Count them to check if you were correct.
- Ask your child to show you one more or one less using objects.
- Use the part-whole model to make numbers
- Can you find different shapes at home and when out and about? Can you name the shape and say how many sides and corners it has?

Oracy

This half-term we will be focusing on the four strands of oracy:
Physical: maintain eye contact with a partner or familiar adult.

Cognitive: ask a relevant question about a story.

Social and Emotional: use the words of the week accurately in conversation.

Linguistic: to take turns to speak when working in learning partners.

PE – Ball Skills

Move in high ways, explore making high shapes, move in a low way, explore making low shapes, move safely using apparatus.

Scissor Skills

Cut along longer lines with control, cut along curved lines and zig-zag lines.

Fine Motor Skills

Crossing the midline: using one hand to sweep pom poms across a page.

Pincer grip: bead threading.

Bilateral coordination: using both hands to tear strips of paper.

Hand-eye coordination: punch hole along borders or patterns.

Hand and finger strength: playdough gym.

Wrist stability and movement: twist nuts and bolts.

Geography – My Local Area

Explore our school grounds, observing and identifying what makes up our school area. Explore simple maps and begin to draw maps of our school

RE – What stories are special and why?

DT – Construction

Explore different types of glue and tapes to join paper, use folding to help me join, use pins and clips to join paper and card, use staplers and hole punches to join materials, use joining techniques to make a house for the Three Little Pigs.

How to help at home

Listen to your child read their book least 5 times a week at home.

Practise the speedy sounds of the week. Watch the RWI Virtual Classroom videos of the sounds we have been learning.

Visit your local library and borrow some books about traditional tales. Enjoy reading these at home.

Practise your child's target from the Teddy Bear Challenge.

Upcoming Events

Outdoor Learning:

Week Beginning: 6th January 2026

Week Beginning: 26th January 2025

Maths Workshop:

Friday 16th January 2026

9am: Woodpecker and Peacock

2.30pm: Kingfisher and Owl

Science Day: Einstein's Workshop

Tuesday 10th February

Reminders

All children should come dressed in their PE kit on their PE day. Earrings should be removed on PE days.

Write a note in your child's home school book when you have read with your child.