



# **Welcome to our Year 1 Curriculum Meeting**

**Wednesday 10<sup>th</sup> July 2024**

# Meet the Year 1 Team



**Miss Carmichael**  
**Duck Class**



**Miss Ayres**  
**Dragonfly Class**



**Mrs Jenkins**  
**Heron Class**



**Miss West**  
**Newt Class**



# Year 1 Curriculum

## Our Year 1 curriculum will:

- Promote and model our **'WE CARE'** values
- Develop the children's language and oracy skills to allow them to communicate effectively
- Deliver a meaningful and flexible curriculum through exciting themes and books to excite and engage our learners
- Meet the needs of all our children through a nurturing and inclusive approach
- Provide an engaging and safe environment for the children to learn
- Provide a variety of engaging enrichment opportunities
- Develop collaborative and independent skills



# National Curriculum

- The National Curriculum is the statutory framework that outlines what children are taught
- Key Stage 1 encompasses Year 1 and year 2
- **Key Stage One Curriculum:** English, Maths, Science, ICT, PE, PSHE, Art, DT, Music, RE, Geography and History

## English includes:

- **Reading:** Word Recognition and Comprehension
- **Writing:** Composition for Transcription, Handwriting, Vocabulary, Grammar and Punctuation and Composition



# Oracy

- Children are encouraged to speak in full sentences in all lessons.
- We provide talk opportunities every day, providing the chance for all children to articulate their thoughts and ideas around their learning
- We use stem sentences to support the children's sentence structure when articulating and explaining ideas and reasoning ***e.g. I think that.....because.....***
- We teach subject specific and new creative vocabulary explicitly and build on the application of language through talk and writing

# Reading: RWInc Phonics

**We continue:**



- To build on the children's phonics from Reception
- To teach RWInc 5 times a week
- To teach at the stage the children are assessed
- Assess every 6 weeks
- To provide Parent Phonics workshops





We develop the children's verbal comprehension skills through phonic lessons, one to one reading, Literacy lessons and other connected opportunities within the curriculum.

# Reading at Home



- Children will bring home their RWInc Book and a matching Book Bag book weekly.
- These will be changed by their RWInc teacher and will match their point of learning from their RWInc lesson.
- It is important that you read with your child daily to build their fluency and confidence.
- Each week classes will have a designated library day where they will be able to choose a story book to share with you at home.
- Build in story time at a suitable time of day e.g. bed time when your child can listen and enjoy a story read to them
- Each child will have a Reading Record Book.

# Phonics Screening Check

Practice sheet: Real words	Practice sheet: Pseudo words
in	ot 
at	vap 
beg	osk 
sum	ect 

- In Year 1, the children are required to take a statutory Phonics Screening Check in June.
- This checks the children's ability to blend the sounds we have covered in real and unknown (alien) words.
- During the check each child will sit with a teacher and read aloud the 40 words contained in the check.
- We will share the results with end of year annual report.
- Any child that does not meet the expected standard will have to retake the test in Year 2.
- We will hold another Parent Workshop about the Phonics Screening Check in the spring term.



# Spelling

## Spelling at School

- Spelling builds on phonic knowledge
- Children will be taught to spell Year 1 Common Exception Words
- Focus of the week spelling pattern
- Children will be assessed half termly on their Common Exception Word spellings

<b>Year 1 Common Exception words</b>			
Practise reading and spelling these words at home.			
the	I	there	house
a	you	where	our
do	your	love	we
to	they	come	
today	be	some	
of	he	one	
said	me	once	
says	she	ask	
are	no	friend	
were	go	school	
was	so	put	
is	by	push	
his	my	pull	
has	here	full	

# Spelling at Home

## Spelling Practice at Home

- Half termly spelling passports
- Check your child's spelling book at the end of each week
- Certificates and stickers at the end of each half term

### My Spelling Rewards

### Spelling Passport Autumn Term 2

Which tasks will you choose?

**Name:** \_\_\_\_\_

**Class:** \_\_\_\_\_

There are different tasks featured in this booklet. When you have practised your spellings each week you, you will get a stamp on your passport. At the end of the half term, you will get a certificate and sticker.

<input type="radio"/> <b>Rainbow Write</b> Write your spelling words using multi-coloured pencils. <span style="color: blue;">s</span> <span style="color: red;">p</span> <span style="color: green;">e</span> <span style="color: blue;">l</span> <span style="color: red;">l</span>	<input type="radio"/> <b>Matching Pairs</b> Make a matching pairs game by writing each of your spellings out twice on pieces of paper or card.
<input type="radio"/> <b>Sensory Write</b> Write your spellings in the sand, mud, glitter or with chalk on the ground.	<input type="radio"/> <b>Air Write</b> Write each of your spelling words in the air using a magic finger!
<input type="radio"/> <b>Quickwrite</b> See how many times you can write the same word in one minute!	<input type="radio"/> <b>Red Words</b> Words in red are the Year 1 Common Exception Words taught for the week.
<input type="radio"/> <b>Spelling Train</b> Write all of your words in one long spelling train using different coloured pencils. <span style="color: blue;">s</span> <span style="color: red;">p</span> <span style="color: green;">e</span> <span style="color: blue;">l</span> <span style="color: red;">l</span>	<input type="radio"/> <b>Pyramid Words</b> Create a spelling pyramid. <div style="text-align: center;">             s              s p              s p e              s p e l              s p e l l           </div>

Week 1	Week 2	Week 3
when whisk white wheel whirl who what why	high night might light bright fright sight	blow crow snow slow know flow glow
today says said	are his here	come some one
Week 4	Week 5	Week 6
too zoo mood fool stool moon spoon	took look book shook cook foot	car bar star park smart sharp spark
put push pull full	there where love	once ask friend

# Handwriting

## Letter formation

a b c d e f g h i  
j k l m n o p q r  
s t u v w x y z

- Handwriting is taught every day
- Children will continue to develop the correct letter formation, sizing and spacing building on the skills from Reception



# Writing

## Writing Composition

- We continue to build on the fundamental skills for sentence writing: capital letters, full stops, spacing, checking for sense
- We have focus grammar, punctuation and sentence skills each week which we learn and practise
- We apply our skills to final compositional piece of writing each week
- We develop our knowledge of genres through our literacy lessons e.g. story writing, factual writing, diary entries, letters, making connections to our themes and books where possible



# Year 1 Maths Curriculum

**Principles of Singapore Maths: Practical, Pictorial, Abstract approach.**

## **Key Areas Taught:**

- Number and Place Value
  - Addition and Subtraction: within numbers up to 20
  - Multiplication and Division: grouping and sharing
  - Fractions: halves and quarters of shape
  - Measurement: Volume and Capacity, Length and Height, Mass, Time and Money
  - Shapes and Patterns: 2d shape
  - Position and Direction
- 
- Maths Mastery, the development of fundamental skills for number fluency and facts.

# Theme



- Every half term will have a new theme.
- Each theme drives the different areas of the curriculum to engage the children's learning.
- Key texts to support the theme, support Literacy skills and help make links for the children.
- Fun and engaging way for our children supporting the fundamental skills and knowledge they learn.
- We offer enrichment opportunities where possible to support the children's learning.

# PE

Each class has two PE lessons a week. One PE lesson is an outdoor lesson where possible and the other PE lesson is the hall and will be either dance or gymnastics. The children need to wear their PE uniform to school on these days and will stay in it for the day.



- Maroon PE shorts or black/maroon jogging bottoms
- Yellow PE T-shirt with school logo
- Black or maroon sweatshirt – (no buttons or zips)
- Plain Trainers – Velcro fastening (no laces, no plimsoles)





## Outdoor Learning

- Continues to be every 3 weeks
- Look out for timetables in classroom windows
- Children need to wear appropriate old clothes to be outside and the weather



## Playtimes

- The children have playtime every morning for 15 minutes
- It is an 'active' playtime



# School Uniform

We ask all pupils to wear our school uniform as we feel this promotes a sense of belonging and identity and helps develop pride in the school.

## Our Uniform:



- White polo shirt with or without school logo
- Grey trousers, skirt, shorts or pinafore
- Maroon jumper/sweatshirt or cardigan with school logo
- Pink and white check summer dress
- Grey, black or white socks (long or short) or tights
- Black enclosed school shoes (no open toes please)
- Book Bag - no rucksacks
- Optional: Maroon reversible fleece jacket with logo

[illegible]

# Behaviour Routines and Expectations

Good behaviour leads to happy children, which in turns leads to high achievement. We expect all members of our school community to be **polite** and **respectful**.

We aim for well organised classrooms, positive relationships with children, fairness and consistency to ensure that our children understand the consequences should their behaviour not meet our high expectations.

## Our School Values

### We Care

Working together



Enthusiasm and determination



Caring



Aspire



Respect



Effort and resilience



## Our Reward System:

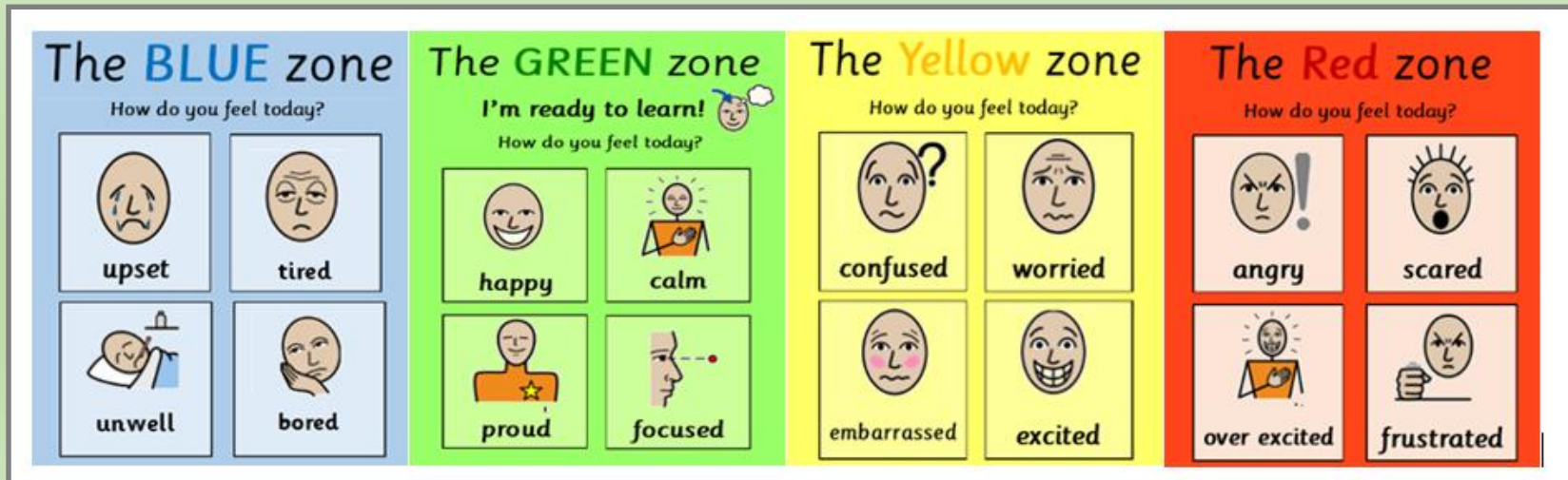
- We use the ClassDojo platform
- Certificates are given weekly linked to our values
- Going for Gold Awards are given by the Principal for achieving 20 Dojo's in a week
- WOW moments are achievements recognised both inside the classroom and outside
- Each class has a class mascot, children are encouraged to share their news on the ClassDojo Platform

# Behaviour Routines and Expectations

## Positive Attitudes and The Zones of Regulation

We recognise that for our young children, feelings are complicated. To make it easier to talk about, think about, and regulate their emotions, we use The Zones of Regulation to help children organise their feelings, states of alertness, and energy levels.

Children are encouraged and promoted to place their lolly stick in the zone that they are feeling. If a child places the stick in blue, yellow or red zone, talk to them to find out why and suggest some of the strategies to support them returning to green zone.



# Home Learning and Communications

- Reading Books – Recommend 5-10mins every day
- Library book to take home to share
- Spelling passports
- Weekly Phonic links to videos
- RM Maths
- ‘Home Learning Challenge’ linked to the theme.
- Weekly newsletters
- Half termly Curriculum Overviews
- Open Door every Friday
- Facebook
- Class Dojo Platform
- Year 1 Events Letter to inform of upcoming enrichment opportunities
- Timetables for Outdoor Learning and PE in classroom windows
- Parent Workshops



**ClassDojo**

## **Dropping Off and Collecting**

You will need to drop and collect your child from your child's class door via the Poyning's Avenue entrance. Each morning you will be greeted by the class teacher at the classroom door and your child will be handed back to you at the end of the school day via the same door.



# Parent Council

## What is Parent Council?

- A dedicated forum for parents for parent contributions
- Opportunity to bring ideas and ask questions

## Why join?

- Provides a clearer understanding on some school decisions
- Provide a parents perspective
- Celebrate successes

## Commitment

- Two parents/carers per class.
- Collect views and ideas from other parents
- Six meetings per year.



# PTA: Friends of Hamstel

**Open to all parents, carers and extended family.**

- Registered charity
- Brings the Hamstel community together
- Fundraising events
- Support enrichment events
- Benefits the children
- Give as much time as you can spare: meetings, events, behind the scenes



# Our expectations of you



- Attendance and advising the school if unwell
- Punctuality
- Well prepared
- Support the school's policies and expectations
- Reading to an adult regularly
- Activities at home
- Attend Parents Evenings
- Attend Parents workshops/Open-door sessions
- Read our communications
- Care around WhatsApp groups and social media

**Most importantly, talk to us about any concerns or problem**



Thank you for listening.

Do you have any questions?

