



# Welcome to Year 2

## 2024-2025

### Curriculum Information for Year 2



## Welcome to Year 2

Welcome to Year 2, we hope this booklet provides you with an overview of the Year 2 curriculum and the key information you need to support your child's educational journey this year. Our aim is to work in partnership with you, as a parent or carer to ensure we provide a caring, safe, happy and memorable learning experience.

## Meet the Year 2 Team



**Miss Goodman**  
Fox Class



**Mr Sayer**  
Otter Class



**Miss Irsukieta**  
Squirrel Class



**Mrs Stubbington**  
Hedgehog Class

## Our Curriculum Intent

At Hamstel Infant School and Nursery we believe our curriculum offer meets the needs of the children in our community. We pride ourselves in offering a flexible, enriched, connected and nurturing curriculum that goes beyond the statutory requirements.

In Year 2 we continue to build on the key skills and knowledge learnt in Year 1 as they continue their journey and progress through the KS1 curriculum.

## Our Year 2 curriculum will:

- Promote and model our **'WE CARE'** values
- Develop the children's language and oracy skills to allow them to communicate effectively
- Deliver a meaningful and flexible curriculum through exciting themes and books to excite and engage our learners
- Meet the needs of all our children through a nurturing and inclusive approach
- Provide an engaging and safe environment for the children to learn
- Provide a variety of engaging enrichment opportunities
- Develop collaborative and independent skills

## National Curriculum

- The National Curriculum is the statutory framework that outlines what children are taught
- Key Stage 1 encompasses Year 1 and year 2
- **Key Stage One Curriculum:** English, Maths, Science, ICT, PE, PSHE, Art, DT, Music, RE, Geography and History

### English includes:

- **Reading:** Word Recognition and Comprehension
- **Writing:** Composition for Transcription, Handwriting, Vocabulary, Grammar and Punctuation and Composition

## English (Literacy):

### Reading: RWInc Phonics

Where children have not finished the RWInc Phonic programme:

- The children will continue to build on the children's phonics from where they left off in Year 1
- Have a RWInc lesson 5 times a week
- Are taught at the stage the children are individually assessed at
- Are assessed every 6 weeks to ensure they are accessing the correct stage of their phonic development
- If needed provide additional intervention through 1:1 tutoring
- Support and prepare any children who did not pass the Year 1 phonic screening check when they re-sit in June 2025

### Whole Class Reading

As children become fluent and secure in their phonic knowledge they develop their reading skills through whole class reading lessons.

Explicit comprehension skills are taught, which include:

- ✓ **Retrieval:** Find it
- ✓ **Vocabulary:** Understanding new language, making links
- ✓ **Sequencing:** Identify and explain sequenced events
- ✓ **Inferences:** Think about it – feelings and events
- ✓ **Explaining:** Thoughts and opinions
- ✓ **Predicting:** Predicting what might happen on what you know so far

We focus on fluency and what this encompasses: **expression and volume, phrasing, smoothness and pace.**

During their lessons the children pair read, listen to modelled reading and practice and apply their reading daily. We use a wide range of exciting picture books that progress throughout the year. Comprehension skills are developed verbally using stem sentences **e.g. I think that.....because.....** We build on transferring their verbal ideas to answer different types of written questions.

### Oracy

- Children are encouraged to speak in full sentences in all lessons.
- We provide talk opportunities every day, providing the chance for all children to articulate their thoughts and ideas around their learning
- We use stem sentences to support the children's sentence structure when articulating and explaining ideas and reasoning **e.g. I think that.....because.....**
- We teach subject specific and new creative vocabulary explicitly and build on the application of language through talk and writing

### Spelling

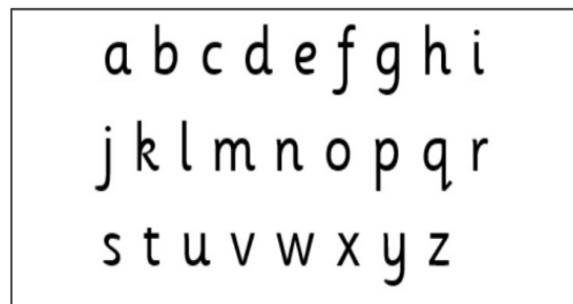
- During the first part of the autumn term we review and consolidate key spelling patterns taught in Year 1, continuing to build on phonics
- Spelling is taught explicitly using the Year 2 RWInc Spelling programme with a focus pattern each week, where children have opportunities to practise and apply
- Children are taught more alternative spelling patterns
- Children are taught and develop some key suffixes and begin to understand how the root word may change when you add -ing, -ful, -ed
- Children are taught to spell Year 2 Common Exception Words
- Children are assessed half termly on their Common Exception Word spellings

Year 2 Common Exception words				
door	both	after	improve	water
floor	old	fast	sure	again
poor	cold	last	sugar	half
because	gold	past	eye	money
find	hold	father	could	Mr
kind	told	class	should	Mrs
mind	every	grass	would	parents
behind	everybody	pass	who	Christmas
child	even	plant	whole	
children	great	path	any	
wild	break	bath	many	
climb	steak	hour	clothes	
most	pretty	move	busy	
only	beautiful	prove	people	

## Handwriting

- Handwriting is taught explicitly every day
- The children will continue to develop the correct letter formation, sizing and spacing building on the skills from Year 1 Children will further develop early joins of stringing letters together
- Children will develop early joins of stringing letters together

## Letter formation



## Writing Composition

- We continue to build on the fundamental skills for sentence writing: capital letters, full stops, questions marks, exclamation marks, spacing, checking for sense
- We have a focus grammar, punctuation and sentence skill each week which we learn, practice and apply
- We apply our skills to extended pieces of writing at the end each week
- We develop our knowledge of simple genre writing through our literacy lessons e.g. story writing, factual writing, diary entries, letters, making connections to our themes and books where possible

## Maths

We deliver our maths curriculum using the Maths no Problem scheme which follows the principles of Singapore Maths: Practical, Pictorial, Abstract approach.

### Key Areas Taught:

- Number and Place Value up to 100
- Addition and Subtraction: within numbers up to 100
- Multiplication: 2x, 10x and 5x tables
- Multiplication and Division of 2, 5 and 10

- Fractions: halves, quarters, thirds, equal parts to make a whole
- Measurement: Volume and Capacity, Length and Height, Mass, Temperature, Money using standard units
- Time: 15 minute intervals
- Shapes and Patterns: 2d and 3d shape
- Position and Direction
- Statistics: Tally charts and Pictograms
- Problem Solving

We also deliver the Mastery in Number programme four times a week. This is an explicit fluency lesson which develops the fundamental skills for number fluency and facts.

## Theme

- Every half term we have a new theme and the curriculum overview is sent out to parents and carers
- Each theme drives the different areas of the curriculum to engage the children's learning.
- Key texts are used to support the theme, support Literacy skills and help make links for the children.
- Our themes are fun and engaging for the children supporting the fundamental skills and knowledge they learn.
- Our themes help connect previous knowledge and ideas, helping the children remember more and know more.
- Where possible we offer enrichment opportunities to support the children's learning.

## PE

- Each class has two PE lessons a week.
- One PE lesson is an outdoor lesson where possible and the other PE lesson is in the hall and will be either dance or gymnastics.
- The children need to wear their PE uniform to school on these days and will stay in it for the day.
- Long hair should be tied back and earrings taken out.

## Outdoor Learning

- The children have Outdoor Learning every 3 weeks.
- Timetables are found in classroom windows, in the newsletter and the website.
- Children need to wear appropriate old clothes to be outside and match the weather.

## Playtimes

- The children have playtime every morning for 15 minutes.
- It is an 'active' playtime with various equipment set out for the children to use individually or play games with their friends

## Home Learning

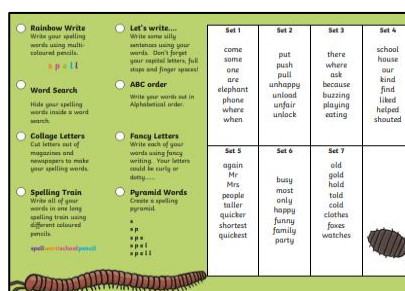

### Reading at home

- If your child is following the RWInc programme they will bring home their RWInc Book and a matching Book Bag book each week. These will be changed by their RWInc teacher and will match their point of learning from their RWInc lesson.
- If your child is off the RWInc programme they will bring a book that matches their reading stage. These will be changed in their classroom and can be changed twice a week as needed.

- It is recommended that the children read their book 2-3 times before changing it, as this supports their fluency skills.
- It is important that you listen to your child daily (just 10 minutes) to build their fluency and confidence.
- Each week classes will have a designated library day where they will be able to choose a story book to share with you at home.
- We encourage you to build in story time at a suitable time of day e.g. bed time when your child can listen and enjoy a story being read to them.
- Each child will have a Reading Record Book for you to make a note when they have read at home and any other comments you may want to add about their reading.

## Spelling Practice at Home

- The children will get a spelling passport each half term which shows the spellings they are learning for that half term. Ideas are given on how the children could practise their spellings.
- The children will be given a workbook in which they can practise their spellings in.
- The children bring their workbook with their passport into school every Friday to be checked by an adult.
- Certificates and stickers are given out in classes at the end of each half term if your child has completed their spelling practice each week.
- Spelling practice should just short be a 10 minute activity at home.



## Maths

The children will be sent home a login for RM Maths. This is a platform that provides mathematical questions for your child to answer in a fun and engaging way. The questions are targeted at the level your child is working at. We would encourage the children to log in and practise when they can. RM Maths is also used in school.

## Theme

Each half term you will be advised of some ways in which you can get involved with your child's theme in school. Ideas of activities or places you can visit are provided via parentmail at the beginning of each half term. Any completion of tasks can be shared via the ClassDojo Platform or brought in to school to share.

## Dojo Platform

At the beginning of Year 2 your child will be given a login to our ClassDojo Platform. This is a safe way in which children can upload any home learning they have completed, their adventures with their class mascot or any other outside achievements they wish to share. It is also a safe place for the class teacher to send messages and for the children to communicate with each other.



## Communications

There are various ways in which we will communicate with you about curriculum updates and your child's school day.

- Parentmail for key updates and year group letters

- Weekly whole school newsletters
- Half termly Curriculum Overviews
- Open Door every Friday where you can pop in and look at a piece of work your child has completed that week
- Timetables, these will be displayed in classroom windows for PE and Outdoor Learning
- Notices of any changes in the classroom windows
- Facebook
- Parent Workshops

### **Dropping Off and Collecting**

You will need to drop and collect your child from your child's class door via the Secret Garden. The Secret Garden can be accessed from the front of the school or via Poyning's Avenue. Each morning you will be greeted by the class teacher at the classroom door and your child will be handed back to you at the end of the school day via the same door.