



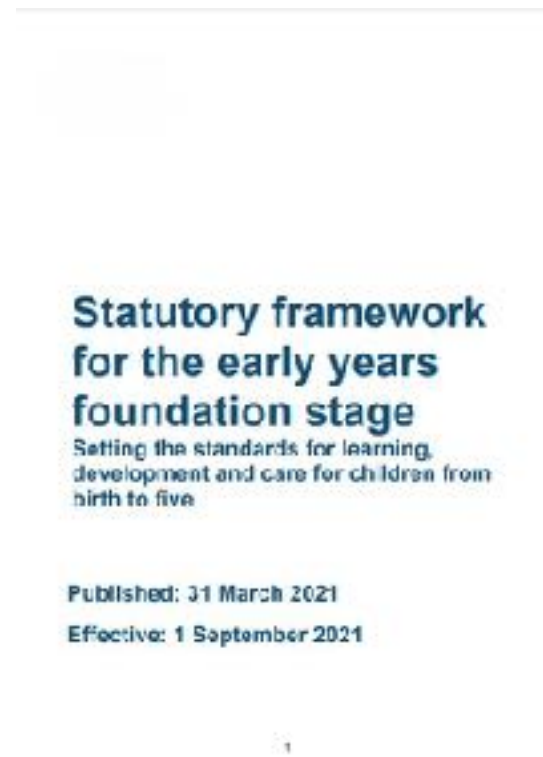
# Reception Curriculum Meeting September 2022

# The new EYFS framework

## Main Changes

- Focus on language and vocabulary development.
- Greater focus on physical development – fine and gross motor skills.
- Based on latest evidence in childhood development.
- No exceeding judgement.
- Children assessed expected or emerging in each ELG at the end of the year.
- No requirement to record evidence – practitioners knowledge of the child.

## Statutory from September 2021



# Development matters 2021

## Main Changes

Not to be used as a tick list.

Focus on spending time with the children, teaching a broad and balanced curriculum.

Broader age bands:

Birth to three

Threes and fours

The Reception year

Children to be assessed as on track or not on track

Children not on track may need additional support and assessment

## Non-statutory curriculum guidance



# Statutory Reception Baseline Assessment (RBA)



**NFER**  
**Reception**  
**Baseline**  
**Assessment**  
**Practical and child-friendly**

# This Year

- Journey's
- Lights and Sounds
- Out of this world ..
- Amazing Animals
- Once upon a time
- Superheroes



# Curriculum theme letter

This half-term our theme will be Journeys.

## My Journey:

**Key Text – Once there were Giants**

The first few weeks of school is about getting to know each other. We will be talking about ourselves and finding out about our families.

## My Journey:

**Key Text – I'm Growing**

We will continue to get to know each other by talking about the journey we have been on, from a baby to a young child starting school. We will be learning about chronological order, ordering pictures of how we have changed from a baby to now.

## On the road:

**Key Text – Duck in the Truck**

This week we will be looking at road vehicles including cars, vans, trucks and bicycles. In DT we will be making a car slider.

## Up, Up and away:

**Key Text: Waiting for a Dragon**

This week we will be learning about Hot Air Balloons as well as making our own Hot Air Balloons.

## Around the Sea:

**Key Text: Who sank the boat?**

During this topic the children will be learning about floating and sinking. The children will be making their own boats and testing them to find out if they will float or sink.

## Bliss Utis:

**Key Text – Whatever Next!**

Imaginary rockets and space ships to this week's theme. The children will have lots of opportunities to role play their space adventures and make their own rockets from cardboard boxes.

## How to help at home:

At first the children will bring home picture books. Listen to your child retell the stories from the pictures. As the children learn their sounds and begin to blend them together to read words they will bring home words and books to practise. Practise reading at least 5 times a week at home.

Practise the spring sounds of the week. The sooner the children can read these at school the sooner they will learn to read.

Watch the Virtual Classroom videos and practise the handwriting sheets to match the sounds we have been learning.

## English:

We will be starting our daily **SPaG** lessons. Each day the children will learn a new speed sound. During these sessions the children will learn to blend the sounds together to read different words.

In our English lessons the children will be learning to listen to different stories, talk about them and answer questions about what has happened.

## Handwriting:

We will be starting our daily handwriting sessions. We will be teaching the children to hold their pencil correctly, as well as how to sit correctly at a table ready for writing. We will start by practising different patterns before moving onto practising the long legged goggle letter.



## PSHE

This half-term will have a strong focus on getting to know each other and making new friendships, there will be lots of opportunities for the children to make new friends.

We will be focusing on the children's: Personal, Social and Emotional Well-being, which includes: cooperation as well as collaboration. We will also be learning to look after the different objects and resources in the classroom.

## UPCOMING EVENTS

### Outdoor Learning:

Week Beginning: 26<sup>th</sup> September, 2022

Week Beginning: 17<sup>th</sup> October, 2022

### Reception Curriculum Meeting:

Friday 2<sup>nd</sup> September 9am or 2.30pm

### Multicultural Week Extended Open Door:

Friday 30<sup>th</sup> September 7.45pm

### Phonics Workshop:

Tuesday 27<sup>th</sup> September 9am

### Handwriting Workshop:

Thursday 20<sup>th</sup> October 9am and 2.30pm

## Storytime

Every day the children will enjoy listening to stories with their teacher. Listening to stories helps young children to build an extensive vocabulary as well as learn to love books and reading. Each week your child will bring home a library book of their choice. Please spend time during the week as well as other books you have at home.

## Maths

We will be starting our daily Maths Meetings where we will be introducing the children to some songs such as 'We are Maths', 'Days of the week' and 'What's the weather?'. Each day we will be swapping key concepts such as counting forwards and backwards and naming shapes.

During our Maths lessons we will be finding and matching objects that are the same, sorting objects into sets, making patterns and using language of size, mass and capacity.

We will be following the White Rose Maths scheme of work alongside the Singapore Maths program emphasizing the importance of understanding each number.

low to help:

- Practise counting forwards and backwards to 5
- Find objects that are the same and match
- Sort objects into groups. Can you decide your own criteria?
- Use the words tall, short, big, small, heavy and light to describe objects.

### Key Representations



## Reception Timetable

8.30 – 8.50am: Funky Fingers Activities Autumn Term  
Early Morning Work from Spring Term

8.50 – 9.30am: RWInc

9.30 – 10.00am: Literacy/Topic Carpet Session

10.00 – 11.45am: Continuous Provision (Garden Open)

11.45 – 12.00pm: Handwriting

12.00 – 12.20pm: Talk through Stories

12.25 – 1.25: LUNCH

1.30 – 2.00pm Maths Meeting and Maths Carpet Session.

2.00 – 3.00 Continuous Provision (Garden Open)

3.00 – 3.15 Story and Singing

3.15: Home Time

- PE lesson once a week
- Outdoor learning every three weeks



**Read Write Inc** (RWI) is the proven successful phonic based approach we use to teaching reading. It involves children learning to read sounds and how to blend them together to read words. They love their daily lessons supported by their sound talking friend – Fred the Frog!





# Topic Inputs

Weekly book to match out theme and engage the children.

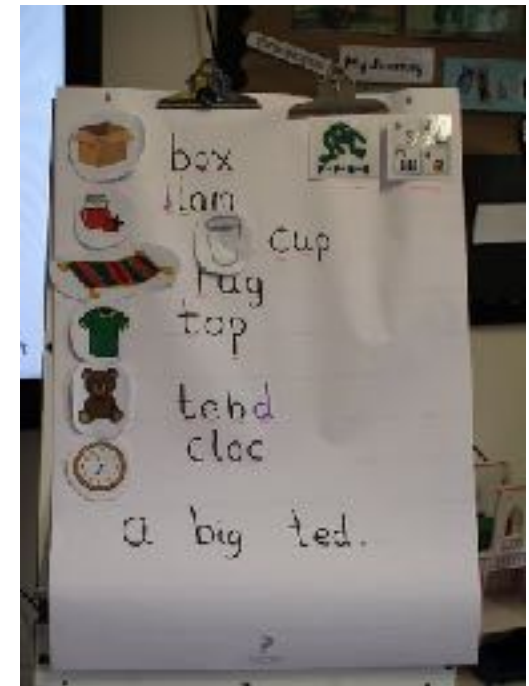
Vocabulary based lessons.

Talk based lessons.

Other curriculum subjects –  
History, Geography, Science,  
RE, Music, Art, DT

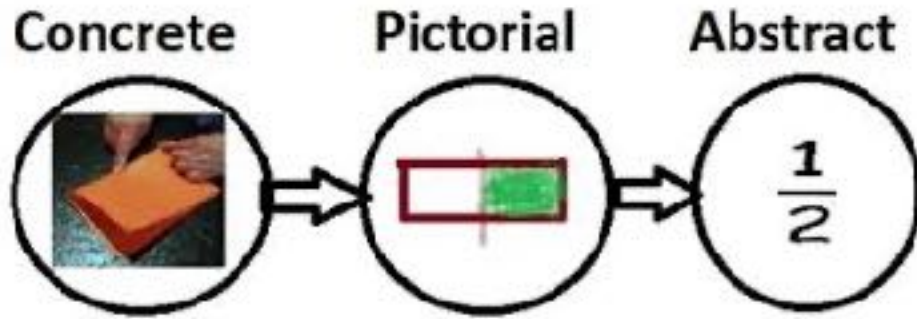
Writing lesson every week.

Drawing lesson every week.




# Maths Teaching

At Hamstel, we follow the White Rose scheme of work in EYFS.



We have daily 'Maths Meetings' where the days of week, months of the year, seasons, weather, date, time, shape and money are covered. The children learn through song and discussion.





# Continuous Provision


Activities planned and set up.

Children choose activities. Free flow between classroom and garden.

At times children may be guided towards a certain activity.

As the year progresses, certain activities will have to be completed before choosing time.

During this time the adults work with the children in small groups or on a 1:1 basis.



# Outdoor learning

- Each class's PE day and outdoor learning day is the same.
- Two weeks PE , third week outdoor learning.
- Old, weather appropriate clothing.



# Tapestry

- Each child will have their own Tapestry account.
- We will record some of your child's learning at school.
- Please add home learning to Tapestry.



# Home Learning in Reception



## What will we be doing?

- **Library Book** – each week your child will visit the school library and choose a book to take home. This is a sharing book for you to enjoy reading to your child.
- **Reading Book** – every child will be sent home a RWI book bag book and RWI storybook at the end of each teaching sequence. As the children work in different groups for RWI the day the books are sent home will vary from one group to another. We strongly encourage all children to read these books to an adult at least 3 times in order to develop their fluency.
- **Handwriting** – for the first half-term a handwriting sheet will be sent home every day.
- **RWInc** – we will send home speedy sound packs which contain the sounds the children have been learning.
- **RWInc Virtual Classroom** – QR codes will be sent home for you to access the Ruth Miskin Virtual Classroom videos. These links allow access to a short teaching video for your child to watch and join in with.
- **KIRF's** – each half term a KIRF (Key Instant Recall Fact) will be sent home. These are mental maths challenges for your child to practise at home.



We believe that the rapid recall of key facts underpins the success and progress of all in maths. Children will be introduced to their key facts in class and will be regularly practised in school. Children will also be expected to practise these key facts at home. By the end of this half term, children should know the following facts. The aim is for them to recall these facts instantly.

Your key fact for this half term is:  
**To say the numbers in order to 20**

### Key Facts

1 2 3 4 5  
6 7 8 9 10  
11 12 13 14 15  
16 17 18 19 20

### Key Vocabulary

One	Eleven
Two	Twelve
Three	Thirteen
Four	Fourteen
Five	Fifteen
Six	Sixteen
Seven	Seventeen
Eight	Eighteen
Nine	Nineteen
Ten	Twenty

They should be able to say all the numbers in order from 1 to 20 without missing any numbers

Challenge: to say the numbers backwards e.g. twenty, nineteen, eighteen

### Top Tips

The secret to success is practising **little and often**. Use time wisely. Can you practise these KIRFs while walking to school or during a car journey? You don't need to practise them all at once; perhaps you could have a fact of the day. If you would like more ideas, please speak to your child's teacher.

**Use what you already know** – start by building their confidence by counting as far as they can without making a mistake. Repeat this a few times. Then count a little further together.

**Use practical resources** – Use fingers, objects and nursery rhymes whilst counting.

**Make it fun** – move your body while counting e.g. jumping while counting, holding out different parts of the body.

### Make it Link – Online resources

<https://www.youtube.com/watch?v=0A9pGR4wA&list=PL>

[https://www.youtube.com/watch?v=\\_MV20015e8&list=PL](https://www.youtube.com/watch?v=_MV20015e8&list=PL)



# Home Learning in Reception



## What would we like you to do?

- Spend 10 minutes each day listening to your child read and record it in their Home School Book.
- Talk about the book that they are reading – do they like it? Who is their favourite character and why? What do they think will happen in the end?
- Practise saying the sounds in the speedy sound pack. Please see the following website for parents, including a pronunciation guide to saying the sounds correctly: <https://www.ruthmiskin.com/en/find-out-more/parents/>
- Enjoy sharing your child's learning on tapestry and add any home learning.
- Support your child with learning to write their name using their name writing pack.
- Complete the handwriting sheet sent home. Ask your child to sit at a table and trace over the letters starting and finishing in the right place.
- Watch the RWI Virtual Classroom videos with your child and encourage them to join in with the activities.
- Enjoy reading to your child on a daily basis. Storytimes are an enjoyable time and will help to develop your child's speech, vocabulary and understanding of stories.

.....

If you have any questions about home learning, then please do not hesitate to speak to your child's class teacher.



# Reading at school

[https://www.oxfordowl.co.uk/api/digital\\_books/1259.html](https://www.oxfordowl.co.uk/api/digital_books/1259.html)

- Every child will start on liliac, wordless reading book.
- This will move onto a Blending book once children know more than 16 sounds and can orally blend.
- They will then be give books that match the colour group they are in for RWI.
- Please keep books in book bags and bring to school each day.



# Reading for Pleasure

‘Children who read for pleasure are likely to do significantly better at school than their peers, making greater progress in mathematics, development of vocabulary and spelling.’


*Sullivan & Brown, Social inequalities in cognitive scores at age 16: The role of reading, 2013*

## DONT STOP!

- Some 44% of 1,000 parents of 6- to 11-year-olds polled said they rarely or never read with their child after their seventh birthday.
- **Parents should continue reading with their children throughout primary school.**

# Act now before it's too late!

- Reading 6 times a week is an extra hours support for you child.
- Children who read outside school were **13 times** more likely to read above the expected level for their age.



Oxford Owl has lots of great resources for parents including free e-books.

# Reading at Home

- Listen to your child read every night – it only takes 10 minutes!
- Take turns to read aloud to each other. They can learn from your expressive reading and you can check they are not struggling
- Ask questions about the book - about what might happen next or a character's motivation
- Make sure they understand any new or unusual words or phrases

# Communication

- Home School Book– not checked each day.
- Important messages to adult at the door.
- Use the Home School book to record each time you read with your child as well as any other learning you have completed at home.
- See class teacher after school.
- Open door – starting 30<sup>th</sup> September
- Newsletter
- Facebook
- Parent Involvement sessions



DATE	EVENT	DESCRIPTION	COST
Friday 23 <sup>rd</sup> September <b>9am or 2.30pm</b>	Reception Curriculum Meeting for Parents	An information meeting for parents about the Reception curriculum, what a day looks like in Reception, Expectations In Reception.	
Tuesday 27 <sup>th</sup> September <b>8am</b>	Reception Phonics Workshop for parents	Find out how we teach phonics in Reception and watch a phonics lesson	
Friday 30 <sup>th</sup> September <b>2.45pm</b>	Multicultural Week Extended Open Door	Come into your child's class and find out what they have been learning during Multicultural week	£1
Thursday 20 <sup>th</sup> October <b>9am and 2.30pm</b>	Reception Handwriting Workshop	Find out how we teach and support Reception children with their handwriting. Spend time with your child, completing handwriting activities.	
Tuesday 1 <sup>st</sup> November <b>9am or 2.30pm</b>	'I love Books' Workshop	A workshop for parents to find out more about the importance of Reading for Pleasure at home, to then finish the workshop with your child enjoying some reading together	
Friday 4 <sup>th</sup> November	Storyteller Session	For children only. Each class will enjoy an enthralling session of storytelling	£3
Thursday 17 <sup>th</sup> November <b>9am or 2.30pm</b>	Reception Phonics Workshop	Find out we are continuing to teach phonics as your child makes progress with their reading. Enjoy spending time completing phonics based activities with your child.	
Friday 18 <sup>th</sup> November <b>3pm</b>	Share a book open door	Come into class to share a book with your child.	
Monday 28 <sup>th</sup> – Thursday 1 <sup>st</sup> December <b>8am</b>	Walk to the post box	Each Reception class will walk to the local post box to post their letter to Father Christmas. Parent volunteers will be needed for each class.	Stamp and envelope required
Thursday 1 <sup>st</sup> December – after school	FYFS Christmas Fair	Early Years Christmas Fair for Nursery and Reception parents.	
Wednesday 7 <sup>th</sup> and Thursday 8 <sup>th</sup> December <b>9am</b>	Reception Nativity Performance to parents	Reception Nativity performance to grown-ups.	
Friday 16 <sup>th</sup> December <b>9am and 2.30pm</b>	Christmas Crafts	Enjoy spending time with your child creating a range of Christmas decorations to take home.	£1

# A few reminders ....

- Book bags everyday please!
- PE kits on PE days.
- Every third week will be outdoor learning. This will be on the same day as PE.
- Wellington boots in school.
- Teach your child to put their coat on.
- No toys please.

**PLEASE  
NAME  
EVERYTHING**