

This half-term our theme will be Around the World.

Week 1: In the cold

Key Text: Penguin

This week we will focus on animals that live in cold climates. We will be learning about the environment they live in and how it is different to where we live.

Week 2: Minibeasts

Key Text – Mad about Minibeasts

In this topic we will be hunting for minibeasts in their natural habitats.

Week 3: Zoo Animals

Key Text – Dear Zoo

This week we will learn about some animals we might find at a zoo. We will create our own version of 'Dear Zoo'.

Week 4: African Plains

Key Texts: Handa's Hen

Hot climate countries will be the focus for this week. We will learn about the animals that live in these countries. We will explore how hot climate countries are different to cold climate countries.

Week 5: On the Farm

Key Texts: Farmer Duck

This week we will be learning about farm animals, learning their names and identifying their features.

Week 6: Under the Sea

Key Text: Billy's Bucket

During this theme we will be exploring different sea creatures as well as exploring watercolours to paint underwater pictures.

PSHE

Physical Health and Mental Wellbeing

This half-term we will be covering the unit Health and Wellbeing. We will start by learning about healthy food and drinks, how to keep ourselves clean, why sleep is important, how to keep our body healthy through being active and how to keep our teeth healthy.

Focus Nursery Rhymes

Week 1: Ten Little Fishes

Week 2: Baa Baa Black Sheep

Week 3: Old MacDonald

Week 4: Ten Little Monkeys

Week 5: Mary had a little lamp

Week 6: The animal fair

Reminders


All children should come dressed in their PE kit on their PE day. Earrings should be removed on PE days. Write a note in your child's home school book when you have read with your child.

Literacy




We will continue to have our daily RWInc lessons. In Writing we will be focusing on thinking of our sentence, holding in our heads and writing it down. We will be encouraging the children to use WOW words (descriptive words) to make their sentences more interesting.

Handwriting

We will then continue the zig zag monster letters: z, v, w, and x. Then we will move onto write numbers and capital letters. We will be revisiting all the letter families, focusing on applying correct formation when we are writing sentences.



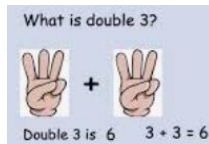
Summer Term 1 Around the World



Maths

In Maths this half-term we will be learning to:

- Count things that cannot be seen
- Practise strategies for counting larger sets
- Practise counting on from a given number
- Visualise, make and describe spatial arrangements
- Subitise larger amounts
- Recognise double patterns on my fingers without counting
- Subitise doubles shown on 10 frames
- Know different ways to make all numbers to 10
- Match numerals to quantities
- Find missing parts to 10



How to help:

Continue to practise careful counting at home. Encourage your child to find 10 objects and check by counting them. Continue to look out for numbers in the environment and play number hunts. Use objects to find different number bonds to 10. How many different number bonds can you find?

Oracy

This half-term we will be focusing the four strands of oracy:

Physical: use gestures to support meaning.

Cognitive: to explain how and why something happened using because or so.

Linguistic: use because, then, but when explaining their plan and outcomes.

Social and Emotional: to take turns to speak when working in learning partners.

PE – Gymnastics

Climbing and using the wall apparatus, balancing and jumping on/off different apparatus and equipment.

Science – Animals

Know the names and identify animals that live in hot and cold countries.

Geography – Locational Knowledge

Know the name and location of hot and cold countries, compare live in England to live in hot and cold countries.

RE – Special Places

Recognising different places of worship from different religions, understanding what a church is, who uses churches and why, identifying and naming features of a special place and identifying and comparing similarities and differences between religious communities.

Art – Printing

Explore printing with different objects, printing with circles to make a clear shape, print a caterpillar, add detail to create a final piece of the Hungry Caterpillar.

How to help at home

Visit a local farm, zoo or sea life centre. Find out about different animals by visiting the library. Create different animals by drawing, painting, cutting sticking or even making an animal model. Encourage your child to label pictures and write sentences about different animals. They may even enjoy writing their own animal story. Please share any home learning on Tapestry and/or bring it into school.

Storytime

Every day the children will enjoy story time with their teacher. Listening to stories helps young children to build an extensive vocabulary as well as learn to love books and reading. Each week your child will bring home a library book of their choice. Please spend time sharing this book as well as other books you have at home.

Upcoming Events

Outdoor Learning:

Week Beginning: 20th April 2026

Week Beginning: 11th May 2026

Reception Library Visit

Tuesday 21st April: Kingfisher and Owl

Friday 24th April: Woodpecker and Peacock

Reception Church Visit: Friday 8th May

Gemma's Farm: Tuesday 12th and Wednesday 13th May 2026